RETIRED: This document has been officially retired, and the base products listed herein are now considered obsolete and are no longer available for sale. Consequently, the information contained within may no longer be current. This document is provided exclusively for reference and informational purposes.

Overview

HPE Online Double Conversion Rackmount Uninterruptible Power System

Does your IT workload require high availability power protection?

The HPE Online Double Conversion Rackmount Uninterruptible Power System (UPS) enables high system availability by eliminating transfer time to battery power for all connected IT equipment. HPE Enhanced Battery Management technology improves battery service life by up to 50% while monitoring battery health and providing advanced notice when replacement is required. Scale system runtime from minutes to hours by adding up to four Extended Runtime Modules.

The HPE Online Double Conversion UPS includes a 1GbE Network Management Module that provides access to the UPS and its embedded web-based user interface, allowing you to monitor and manage individual UPS systems. With Eaton® Intelligent Power Manager software, users can centralize remote monitoring and management of multiple HPE UPS systems and seamlessly integrate them into virtualization and hyperconverged platforms, such as VMware and HPE SimpliVity, to manage virtual machines and extend battery runtime.



HPE Online Double Conversion Single Phase Uninterruptible Power Systems (UPS)

Models

R5000 UPS Models

HPE G2 R5000/L6-30P 24A/208V Outlets (2) L6-20R (2) L6-30R/3U NA/JP UPS	Q7G09A

Overview

HPE G2 R5000/L6-30P 24A/208V Outlets (4) C19 (1) L6-30R/3U NA/JP UPS	Q7G10A

R6000 UPS Models

HPE G2 R6000/60309 3-wire 32A/230V Outlets (4) C13 (4) C19 (1) IEC 32A/3U Rackmount INTL UPS	Q7G11A

R8000 UPS Models

HPE G2 R8000/Hardwire/208V Outlets (4) L6-20 (2) L6-30/6U Rackmount NA/JP UPS	Q7G12A
HPE G2 R8000/Hardwire/230V Outlets (6) C19 (2) IEC 32A/6U Rackmount INTL UPS	Q7G13A



Front View R5000 UPS (Q7G09A and Q7G10A**)/ R6000 UPS (**Q7G11A**)**

1. Escape Button
2. Scroll up button
3. Scroll down button
4. Enter/Select button
5. Power button

Overview



Rear View R5000 UPS (Q7G09A**)**

1. Remote Power Off
2. 1GbE UPS Network Management Module
3. Contacts (for reporting status of UPS)
4. Remote On/Off
5. Chassis ground terminal
6. Input power line cord with NEMA L6-30 plug
7. 30A L6-30R receptacles
8. 20A L6-20R receptacles
9. Circuit Breakers for L6-20R receptacles
10. RS232 Serial Communications Port
11. USB Serial Communications Port
12. Power from ERM
13. Battery Detection (ERM)



Rear View R5000 UPS (Q7G10A**)**

1. Remote Power Off
2. 1GbE UPS Network Management Module
3. Contacts (for reporting status of UPS)
4. Remote On/Off
5. IEC C19 receptacles
6. Chassis ground terminal
7. Input power line cord with NEMA L6-30 plug
8. 30A L6-30R receptacle
9. Circuit Breakers for C19 receptacles
10. RS232 Serial Communications Port
11. USB Serial Communications Port
12. Power from ERM
13. Battery Detection (ERM)

Overview

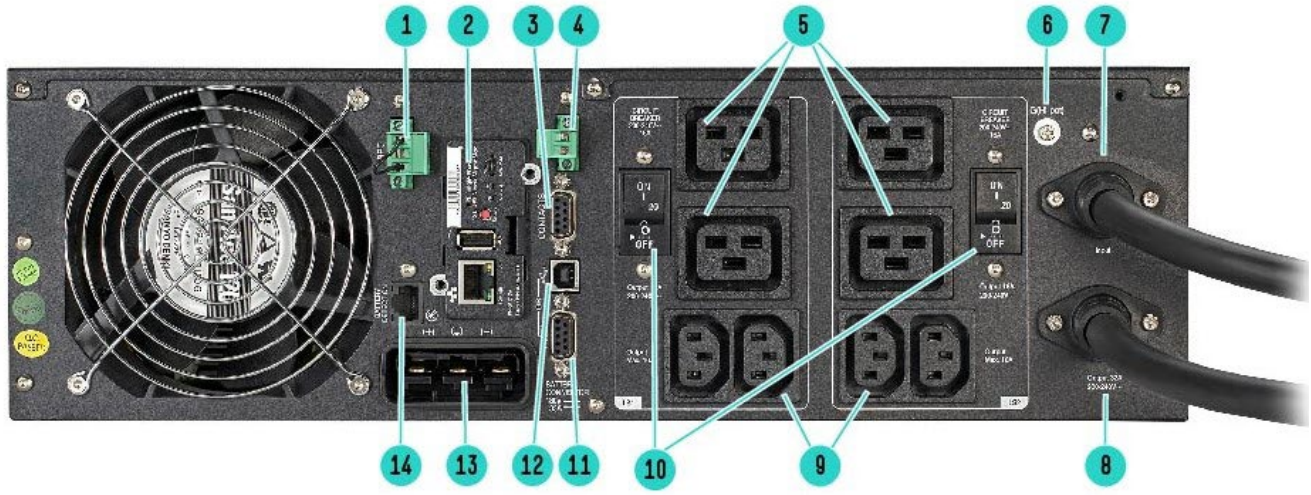

Rear View R6000 UPS (Q7G11A**)**

1. Remote Power Off
2. 1GbE UPS Network Management Module
3. Contacts (for reporting status of UPS)
4. Remote On/Off
5. IEC C19 receptacles
6. Chassis ground terminal
7. Input power cord with 3-pin IEC 32A plug
8. IEC 32A receptacle
9. IEC C13 receptacles
10. 20A Circuit Breaker for load segments 1 & 2, respectively
11. RS232 Serial Communications Port
12. USB Serial Communications Port
13. Power from ERM
14. Battery Detection (ERM)

Overview



Front View R8000 UPS (Q7G12A and Q7G13A**)**

1. Escape Button
2. Scroll up button
3. Scroll down button
4. Enter/Select button
5. Power button

Overview



Rear View R8000 UPS (Q7G12A**)**

1. Remote Power Off
2. Battery Detection (ERM)
3. 1GbE UPS Network Management Module
4. USB Serial Communications Port
5. Remote On/Off
6. Contacts (for reporting status of UPS)
7. RS232 Serial Communications Port
8. Chassis ground terminal
9. Hardwire input power
10. Circuit Breakers for L6-20R receptacles
11. 20A L6-20R receptacles
12. 30A L6-30R receptacles
13. Power from ERM
14. Circuit Breakers for L6-30R receptacles

Overview



Rear View R8000 UPS (Q7G13A**)**

1. Remote Power Off
2. Battery Detection (ERM)
3. 1GbE UPS Network Management Module
4. USB Serial Communications Port
5. Remote On/Off
6. Contacts (for reporting status of UPS)
7. RS232 Serial Communications Port
8. Chassis ground terminal
9. Hardwire input power
10. Circuit Breakers for C19R receptacles
11. 16A C19R receptacles
12. Circuit Breakers for IEC receptacles
13. 32A IEC receptacles
14. Power from ERM

XXXXXX**-X21** is SKU designation formed by a common six digit part number and a **-X21** suffix that identifies a SKU that is available across multiple server family lines. Refer to the table below to find the SKU suffix that applies to the specific server product line this option can be ordered with.

-B21	-H21	-K21
COMPUTE Server Line	**SPECIALIZED COMPUTE Server Line**	**STORAGE Line**
HPE Cloudline CL2100/CL2200/CL2800/CL3100/CL4100/CL5200/CL5800 Servers HPE Composable Cloud for ProLiant DL HPE ProLiant BL460c/BL660c Servers HPE ProLiant DL20/DL160/DL180 Servers HPE ProLiant DL325/DL360/DL380/DL385/DL560/DL580 Servers HPE ProLiant DX360/DX380 Servers HPE ProLiant MicroServer	HPE Apollo 35/40/70 Systems HPE Apollo 2000/6000 Servers HPE XL170r/XL190r/XL270d (Apollo 6500) Gen10 Server for BlueData Software HPE Converged System 300/500/700/750 HPE Edgeline Systems and Servers HPE Integrity BL860c i6/BL870c i6/BL890c i6 Server Blades HPE Integrity MC990 X Server HPE Integrity rx2800 i6 Server	HPE Apollo 4200 Gen9/Gen10 Servers HPE Apollo 4200 Gen10 LFF Server for BlueData Software HPE Apollo 4510 Gen10 System HPE D2220sb/D2500sb Storage Blade HPE D3000/D6020/D8000 Disk Enclosures HPE Scalable Object Storage with Scality RING HPE SimpliVity 2600 HPE SimpliVity 325/380 Gen10 HPE Storage File Controllers

Overview

HPE ProLiant for Microsoft Azure Stack HPE ProLiant ML30/ML110/ML350 Servers HPE Synergy 480/660 Systems HPE ProLiant DX170r/DX190r, DX2000 Servers HPE ProLiant DX560 Gen10 server HPE ProLiant DX4200 Gen10 server	HPE Integrity Superdome HPE SGI 8600 System HPE Solutions for SAP HANA (TDI)	HPE StoreEasy 1460/1560/1650/1660/1860 Disclaimer: This may not be a complete listing of applicable servers

Standard Features

HPE Online Double Conversion UPS Technology

The HPE Online Double Conversion UPS operates by using online double conversion technology that converts incoming AC power to DC power, and then back to AC power when exiting the UPS. The conversion to DC power supports a constant interface with the UPS battery, isolating output power from input power 100% of the time and ensuring zero transfer time to battery power.

Availability

- Enhanced Battery Management technology that uses an advanced, three-stage charging technique that increases battery service life by up to 50%
- Scale system runtime from hours to minutes by adding up to 4 Extended Runtime Modules (ERM) per UPS
- Internal bypass guarantees that connected loads will continue to have access to utility power in the event a system overload or fault has occurred.

Manageability

- Access the embedded UPS user interface using the HPE 1GbE Network Management Module that ships standard with each model
- Use HPE Power Protector to manage individual UPS systems and communicate shutdown protocols with all connected servers
- Next-generation intuitive LCD interface that provides a graphical display of all critical UPS information in a single view

Serviceability

- Enhanced Battery Management closely monitors battery health to provide advanced notice (up to 30 days) when batteries need replacement
- Hot-swappable batteries allow trained users to perform upgrades and replacements of the batteries reducing Mean Time to Repair while improving system uptime and access to power when battery maintenance is required
- Flash upgradeable firmware allow users to conveniently install firmware maintenance releases remotely using FTP

Consolidate and Centralize UPS Management with Eaton Intelligent Power Manager

HPE and Eaton are collaborating to bring increased value. Lab-tested for interoperability, Eaton's Intelligent Power Manager® (IPM) software provides the tools needed to monitor and manage power equipment in your physical or virtual environment, keeping IT devices up and running during a power or environmental event.

- Remotely monitor and manage multiple HPE power devices across your network from a single interface
- Ensure availability and data integrity of HPE SimpliVity hyperconverged systems
    - Provides a complete view of both the IT and power infrastructure in a single console
    - Dynamically move VMs with automated policies based on environmental conditions
- Recover VMs in the correct sequence based on criticality
- Mitigate equipment overheating and power anomalies through integration with HPE OneView:
    - Communicate actions to the HPE server via HPE iLO
    - Trigger preventive actions such as power capping based on environmental conditions
- Seamlessly integrate with VMware®, and other leading virtualization platforms
    - Initiate live migration of virtual machines (VMs) to automatically and transparently migrate them during power disruptions to unaffected devices
    - Suspend non-critical virtual machines, consolidate critical virtual machines, and shut down unused servers to extend battery runtime
    - Gracefully shutdown computers, VMs and host servers during an extended power outage

Eaton IPM offers three levels of licenses: Monitor, Basic and Gold. IPM Gold provides the most complete set of capabilities to enhance HPE solution performance.

Standard Features

Features	IPM Monitor	IPM Basic	IPM Gold
Supported UPS nodes	Up to 500	Up to 500	Up to 500
Supported rack PDU nodes	Up to 200	Up to 200	Up to 200
Auto discovery	✓	✓	✓
Mass firmware upgrade tool	✓	✓	✓
Mass node-settings configuration tool	✓	✓	✓
Send email notifications	✓	✓	✓
Monitor third-party devices	✓	✓	✓
Event-based PDU outlet control		✓	✓
Virtualized host shutdown		✓	✓
Power capping of HPE servers		✓	✓
Targeted VM migration			✓
Targeted VM graceful shutdown			✓
Shares data with VMware's vRealize Operations			✓
Trigger actions from third-party devices			✓
The Eaton IPM Monitor is available via free download: **https://powerquality.eaton.com/products-services/power-management/software-drivers/intelligent-pm.asp**			

Configuration Information

UPS Network Module

All HPE G2 Online Double Conversion UPS models include the 1GbE UPS Network Module as standard.
The HPE UPS Network Module enables you to monitor and manage power environments through comprehensive control of HPE UPSs. The HPE UPS Management Module can support either a single UPS configuration or provide additional power protection with support for dual redundant UPS configuration for no-single-point-of-failure. The additional serial ports will provide greater power management control and flexible monitoring.

The management module can be configured to send alert traps to HPE Systems Insight Manager and other SNMP management programs or used as a standalone management system. This flexibility enables you to monitor and manage UPSs through the network. To facilitate day-to-day maintenance tasks, the embedded management software provides detailed system logs.

The HPE UPS Network Module provides remote management of a UPS by connecting the UPS directly to the network. Configuration & Management of the UPS from anywhere and at any time via a standard web browser.

Extended Runtime Modules (ERM)

HPE G2 R5000/6000 3U Rackmount WW Extended Runtime Module	Q7G14A
HPE G2 R8000 3U Rackmount WW Extended Runtime Module	Q7G15A

Extended Runtime Modules increase the available runtime for the larger rack mounted UPS units to allow customers to ensure all of their applications can be gracefully shutdown in the event of a power failure.
Notes: #0D1 will appear after the part number on the sales order if HPE factory integration is indicated. (Up to 4 ERMs can be chosen)

3U/6U UPS ERM Shipping Kit

HPE 3U 6U G2 Rackmount UPS and ERM Shipping Kit	Q9Z44A

HPE G2 Online Double Conversion UPS models require:
The shipping kit consists of a heavy duty shelf and required mounting hardware for attaching the UPS or ERM to the rack. This kit is an option that is only required if the UPS and or ERM are going to be mounted into a rack that will be shipped via transport. One of these kits is required per unit, whether UPS or ERM.

Jumper Cord Options

HPE C19 - C20 WW 250V 16Amp Flint Gray 2.0m Jumper Cord	AF574A
HPE C19 - C20 WW 250V 16Amp Flint Gray 1.20m Jumper Cord	AF575A

Notes: Standard, non-locking IEC jumper cable for worldwide use.

HPE C19 - C20 WW 250V 16Amp 0.7m Black Locking Power Cord	Q0R19A
HPE C19 - C20 WW 250V 16Amp 2m Black Locking Power Cord	Q0P72A
HPE C19 - C20 WW 250V 16Amp 2m 6-pack Black Locking Power Cord	Q0R17A

Notes: Locking IEC jumper cable that will lock to server, switch, or PDU input power outlet. Compatible, but will not lock to UPS.

HPE C19 - Nema L6-20P NA/JP 250V 20Amp High Voltage 3.6m Power Cord	AF593A

Notes: NEMA to IEC jumper cord that can connect to L6-20 receptacles on NA/JPN models.

Service and Support

HPE Services

No matter where you are in your digital transformation journey, you can count on HPE Services to deliver the expertise you need when, where and how you need it. From planning to deployment, ongoing operations and beyond, our experts can help you realize your digital ambitions.

https://www.hpe.com/services

Consulting Services

No matter where you are in your journey to hybrid cloud, experts can help you map out your next steps. From determining what workloads should live where, to handling governance and compliance, to managing costs, our experts can help you optimize your operations.

https://www.hpe.com/services/consulting

HPE Managed Services

HPE runs your IT operations, providing services that monitor, operate, and optimize your infrastructure and applications, delivered consistently and globally to give you unified control and let you focus on innovation.

HPE Managed Services | HPE

Operational services

Optimize your entire IT environment and drive innovation. Manage day-to-day IT operational tasks while freeing up valuable time and resources. Meet service-level targets and business objectives with features designed to drive better business outcomes.

https://www.hpe.com/services/operational

HPE Complete Care Service

HPE Complete Care Service is a modular, edge-to-cloud IT environment service designed to help optimize your entire IT environment and achieve agreed upon IT outcomes and business goals through a personalized experience. All delivered by an assigned team of HPE Services experts. HPE Complete Care Service provides:

- A complete coverage approach -- edge to cloud
- An assigned HPE team
- Modular and fully personalized engagement
- Enhanced Incident Management experience with priority access
- Digitally enabled and AI driven customer experience

https://www.hpe.com/services/completecare

HPE Tech Care Service

HPE Tech Care Service is the operational support service experience for HPE products. The service goes beyond traditional support by providing access to product specific experts, an AI driven digital experience, and general technical guidance to not only reduce risk but constantly search for ways to do things better. HPE Tech Care Service delivers a customer-centric, AI driven, and digitally enabled customer experience to move your business forward. HPE Tech Care Service is available in three response levels. Basic, which provides 9x5 business hour availability and a 2-hour response time. Essential which provides a 15-minute response time 24x7 for most enterprise level customers, and Critical which includes a 6-hour repair commitment where available and outage management response for severity 1 incidents.

https://www.hpe.com/services/techcare

Service and Support

HPE Lifecycle Services

HPE Lifecycle Services provide a variety of options to help maintain your HPE systems and solutions at all stages of the product lifecycle. A few popular examples include:

- Lifecycle Install and Startup Services: Various levels for physical installation and power on, remote access setup, installation and startup, and enhanced installation services with the operating system.
- HPE Firmware Update Analysis Service: Recommendations for firmware revision levels for selected HPE products, taking into account the relevant revision dependencies within your IT environment.
- HPE Firmware Update Implementation Service: Implementation of firmware updates for selected HPE server, storage, and solution products, taking into account the relevant revision dependencies within your IT environment.
- Implementation assistance services: Highly trained technical service specialists to assist you with a variety of activities, ranging from design, implementation, and platform deployment to consolidation, migration, project management, and onsite technical forums.
- HPE Service Credits: Access to prepaid services for flexibility to choose from a variety of specialized service activities, including assessments, performance maintenance reviews, firmware management, professional services, and operational best practices.

Notes: To review the list of Lifecycle Services available for your product go to:
https://www.hpe.com/services/lifecycle

For a list of the most frequently purchased services using service credits, see the **HPE Service Credits Menu**

Other Related Services from HPE Services:

HPE Education Services

Training and certification designed for IT and business professionals across all industries. Broad catalogue of course offerings to expand skills and proficiencies in topics ranging from cloud and cybersecurity to AI and DevOps. Create learning paths to expand proficiency in a specific subject. Schedule training in a way that works best for your business with flexible continuous learning options.
https://www.hpe.com/services/training

Defective Media Retention

An option available with HPE Complete Care Service and HPE Tech Care Service and applies only to Disk or eligible SSD/Flash Drives replaced by HPE due to malfunction.

Consult your HPE Sales Representative or Authorized Channel Partner of choice for any additional questions and services options.

Parts and Materials

HPE will provide HPE-supported replacement parts and materials necessary to maintain the covered hardware product in operating condition, including parts and materials for available and recommended engineering improvements.

Parts and components that have reached their maximum supported lifetime and/or the maximum usage limitations as set forth in the manufacturer's operating manual, product quick-specs, or the technical product data sheet will not be provided, repaired, or replaced as part of these services.

How to Purchase Services

Services are sold by Hewlett Packard Enterprise and Hewlett Packard Enterprise Authorized Service Partners:

- Services for customers purchasing from HPE or an enterprise reseller are quoted using HPE order configuration tools.
- Customers purchasing from a commercial reseller can find services at **https://ssc.hpe.com/portal/site/ssc/**

Service and Support

AI Powered and Digitally Enabled Support Experience

Achieve faster time to resolution with access to product-specific resources and expertise through a digital and data driven customer experience

Sign into the HPE Support Center experience, featuring streamlined self-serve case creation and management capabilities with inline knowledge recommendations. You will also find personalized task alerts and powerful troubleshooting support through an intelligent virtual agent with seamless transition when needed to a live support agent.
https://support.hpe.com/hpesc/public/home/signin

Consume IT On Your Terms

HPE GreenLake edge-to-cloud platform brings the cloud experience directly to your apps and data wherever they are—the edge, colocations, or your data center. It delivers cloud services for on-premises IT infrastructure specifically tailored to your most demanding workloads. With a pay-per-use, scalable, point-and-click self-service experience that is managed for you, HPE GreenLake edge-to-cloud platform accelerates digital transformation in a distributed, edge-to-cloud world.

- Get faster time to market
- Save on TCO, align costs to business
- Scale quickly, meet unpredictable demand
- Simplify IT operations across your data centers and clouds

To learn more about HPE Services, please contact your Hewlett Packard Enterprise sales representative or Hewlett Packard Enterprise Authorized Channel Partner. Contact information for a representative in your area can be found at "Contact HPE"
https://www.hpe.com/us/en/contact-hpe.html

For more information
http://www.hpe.com/services

Technical Specifications

Model Matrix - HPE G2 R5000, R6000, and R8000 UPS Models

Model	Part Number	Operating Voltage Settings	Power Out (VA/Watts)	Input Connection	Output Connection	Breaker Amp Rating/ Single of Double Pole
R5000	Q7G09A	200	5000VA / 4500W	L6-30P (10ft power cord)	2x L6-20R 2x L6-30R	20A / Double Pole
		208	5000VA / 4500W			
R5000	Q7G10A	200	5000VA / 4500W	L6-30P (10ft power cord)	4x C-19 1x L6-30R	20A / Double Pole
		208	5000VA / 4500W			
R6000*	Q7G11A	230V	6000VA / 5400W	IEC 32A (10ft power cord)	4x C-13 4x C-19 1x IEC 32A	16A / Single Pole
R8000	Q7G12A	200	8000VA / 7200W	Terminal Block (Hardwire)	4x L6-20R 2x L6-30R	20A/2 pole for 4x L6-20R 30A/2 pole for 2x L6-30R
		208	8000VA / 7200W			
R8000	Q7G13A	230V	8000VA / 7200W	Terminal Block (Hardwire)	6x C-19 2x IEC 32A	16A/1pole for 6x C19 32A/1pole for 2x IEC 32A

Notes: Supports switchable load segments: LS1: 2x C-13, 2x C-19; LS2: 2x C-13, 2x C-19

Runtime Tables

R5000 UPS – Models Q7G09A, Q7G10A

Load	25% (Minutes)	50% (Minutes)	75% (Minutes)	100% (Minutes)
Internal Battery	27	11	5.3	3.2
+ 1 ERM	103	48	27	20
+ 2 ERM	175	88	53	38
+ 3 ERM	262	123	83	54
+ 4 ERM	377	167	109	80

Notes: Backup times are estimated for typical applications. Actual performance will depend on load and battery conditions. Runtime given in minutes. Assumes 0.9 PF.

R6000 UPS – Model Q7G11A

Load	25% (Minutes)	50% (Minutes)	75% (Minutes)	100% (Minutes)
Internal Battery	22	8.5	4.5	3
+ 1 ERM	85	38	24	16
+ 2 ERM	147	71	45	28
+ 3 ERM	214	104	62	47
+ 4 ERM	287	133	90	58

Notes: Backup times are estimated for typical applications. Actual performance will depend on load and battery conditions. Runtime given in minutes. Assumes 0.9 PF.

R8000 UPS – Model Q7G12A

Load	25% (Minutes)	50% (Minutes)	75% (Minutes)	100% (Minutes)

Technical Specifications

Internal Battery	35	16	9	5
+ 1 ERM	85	36	23	16
+ 2 ERM	140	65	36	27
+ 3 ERM	173	86	53	36
+ 4 ERM	220	118	72	50

Notes: Backup times are estimated for typical applications. Actual performance will depend on load and battery conditions. Runtime given in minutes. Assumes 0.9 PF.

R8000 UPS – Model Q7G13A

Load	25% (Minutes)	50% (Minutes)	75% (Minutes)	100% (Minutes)
Internal Battery	28	12	6.5	3.5
+ 1 ERM	72	29	18	12
+ 2 ERM	112	51	29	21
+ 3 ERM	151	73	46	29
+ 4 ERM	185	95	58	42

Notes: Backup times are estimated for typical applications. Actual performance will depend on load and battery conditions. Runtime given in minutes. Assumes 0.9 PF.

Electrical Input	Voltage Range	200 – 250VAC
	Frequency	40/60 Hz (if 50Hz input)
	Online Efficiency Mode	92.8% (R5000 models) 94.5% (R6000, R8000 models)
	High Efficiency Mode	98% all models
Electrical Output	On battery Regulation	-10% to +6% of nominal voltage
	Voltage Wave Form	Sinusoidal
	Connections	See Model Matrix
	Output protection	Firmware overload sensing and control
Battery	Type	Maintenance-free, rechargeable, valve regulated lead-acid batteries
	Extended Runtime Modules	Add up to 4 ERM's per UPS model
	Backup Time	See Runtime Tables
	Recharge Time	<4 hours to charge 90% usable capacity. <24 hours for complete recharge
	Voltage	R5KVA, R6KVA = 180VDC R8KVA = 240VDC
Communications	Serial Ports	RS232 (via RJ45 connector to DB9) and USB ports (ships with communication cables)
	Network Communication	Includes HPE 1GbE Network Management Module
	LCD Interface	LCD Display and Button Interface on front panel
	Management Software	HPE Power Protector and HPE Intelligent Power Manager included via free download
Environmental and Safety	Operating Temperature	0°C to 40°C (32°F to 104°F)
	Non-operating Temperature	-15°C to 40°C (5°F to 104°F) (with battery) -15°C to 50°C (5°F to 122°F) (without battery)
	Operating Humidity	0% to 95% (non-condensing)
	Storage Humidity	5% to 90% (non-condensing)

Technical Specifications

	Operating Altitude	Up to 1500 m above sea level
	Audible Noise	<45dB at 1m (MX ref.) for R5000/6000 models <48dB at 1m (EXRT ref.) for R8000 models
	Safety Markings	NA/JPN: UL/cUL, FCC Class A, NOM,VCCI INTL: CE, TUV, C-tick, EAC, KCC, BSMI
	Safety Certifications	UL1778, UL60950-1; CSA22.2 No.107.3-05,; EN609501-, EN62040-1 IEC62040-1-1, IEC 60950-1
	EMC Markings	FCC-A; CISPR 22; VCCI A; CE, BSMI, C-TICK
	Emissions	FCC CFR 47, Part 15 Class A, EN50091-2
	Immunity	EN 55024; EN 50091-2 consisting of IEC 61000-4-2 thru IEC 61000-4-6; IEC 61000-4-11
	Surge Suppression	Conforms to IEEE 587B and ANSI C62.41
	RPO/ROO	The Normally Closed (NC) RPO shuts off power to all UPS outlets when opened. The UPS must be manually restarted once the terminals are closed again. There is a preinstalled jumper in the RPO terminals. The Normally Open (NO) ROO initiates a UPS Power On function when closed. Opening the terminals again will shut off the UPS

Environment-friendly Products and Approach - End-of-life Management and Recycling

Hewlett Packard Enterprise offers end-of-life **product return, trade-in, and recycling programs**, in many geographic areas, for our products. Products returned to Hewlett Packard Enterprise will be recycled, recovered or disposed of in a responsible manner. The EU WEEE Directive (2012/19/EU) requires manufacturers to provide treatment information for each product type for use by treatment facilities. This information (product disassembly instructions) is posted on the **Hewlett Packard Enterprise web site**. These instructions may be used by recyclers and other WEEE treatment facilities as well as Hewlett Packard Enterprise OEM customers who integrate and re-sell Hewlett Packard Enterprise equipment.

Summary of Changes

Date	Version History	Action	Description of Change
04-Dec-2023	Version 4	Changed	Service and Support Section was updated
15-Nov-2021	Version 3	Changed	Service and Support Section was updated
06-May-2019	Version 2	Changed	Configuration Information Section was updated
02-Apr-2019	Version 1	New	New QuickSpecs.

Copyright

Make the right purchase decision.
Contact our presales specialists.





Get updates

Hewlett Packard Enterprise

© Copyright 2023 Hewlett Packard Enterprise Development LP. The information contained herein is subject to change without notice. The only warranties for Hewlett Packard Enterprise products and services are set forth in the express warranty statements accompanying such products and services. Nothing herein should be construed as constituting an additional warranty. Hewlett Packard Enterprise shall not be liable for technical or editorial errors or omissions contained herein.

a00062176enw - 16376 - Worldwide - V4 - 04-December-2023